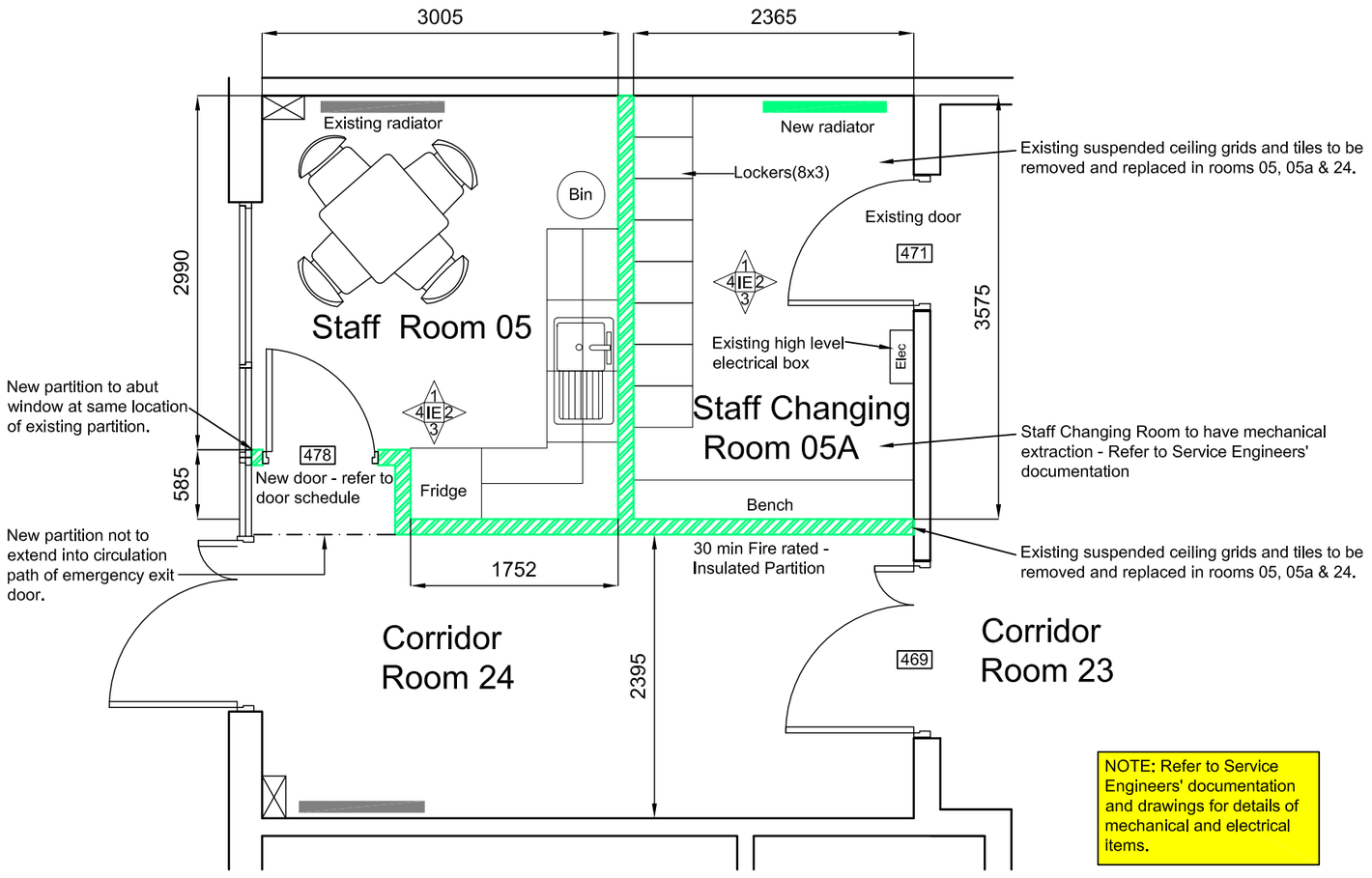

NOTE: Refer to Service Engineers' documentation and drawings for details of mechanical and electrical items.

Proposed Staff Dining & Changing room Layout
Room 05 & 05A

Staff Dining Elevations

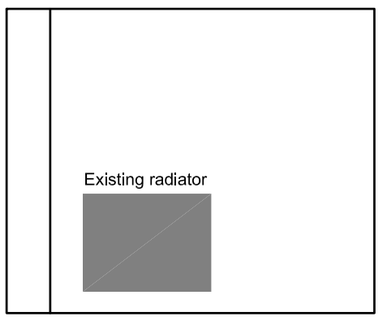

Internal Elevation
01

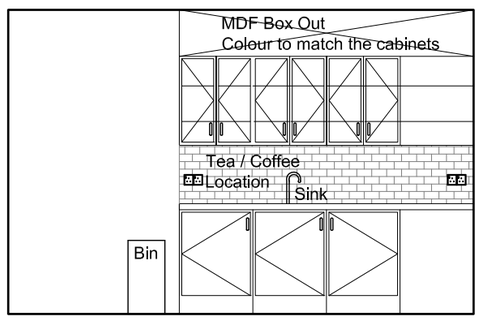

Internal Elevation
02

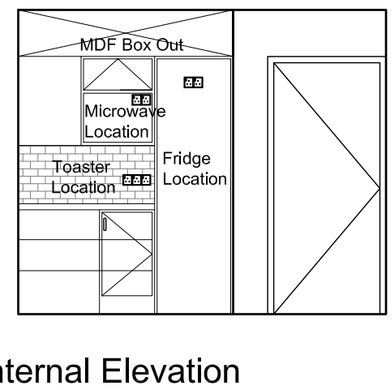

Internal Elevation
03

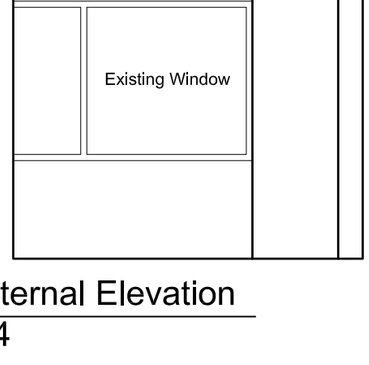

Internal Elevation
04

Staff Changing Room Elevations

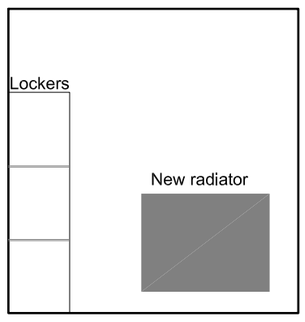

Internal Elevation
01

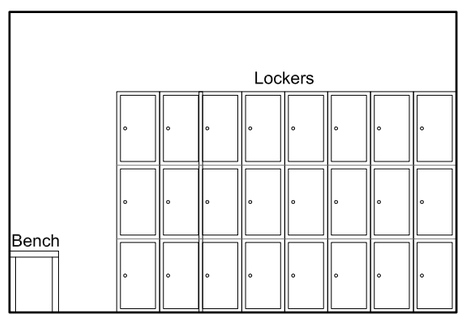

Internal Elevation
02



Internal Elevation
03

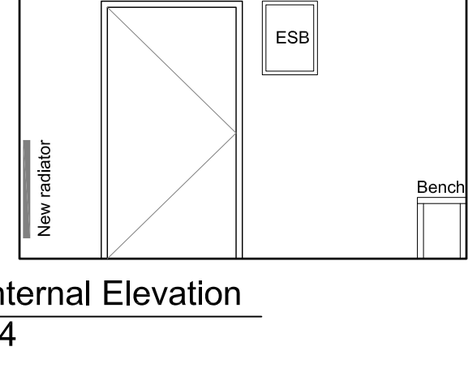

Internal Elevation
04

Kitchen Specification: (Staff Room)
Construction:
Kitchen Furniture, Fittings and Fixings

Carcasses
All carcasses and panel sheet material to be manufactured from high density, fine surface 18mm MFC core board to EN 312 -Type P3 moisture resisting.
Carcass to comply with EN 14749 European Safety Standard for kitchen storage units and worktops. To have a hard wearing 80g/m2 melamine finish as standard, with all exposed edges 0.8mm ABS lipped and include an intermediate adjustable shelf.

Doors
High pressure laminate facing bonded onto MR MDF core with a balancing bonded melamine veneer to the inside door face finished thickness 19 - 20 mm, with 2mm ABS lipping, securely fixed, factory finished.
Doors & Carcass: Structural and surface performance to EN 16122.
Samples to be provided for clients' choice.

Drawers
Drawer unit to have three metal box drawers, epoxy coated, with P3 15mm moisture resistant bottoms. Metal box drawers to have metal to three sides. 450 mm deep drawer to be incorporated at base. Top drawer to be fitted out with cutlery tray. Adjustable mounting brackets with metal runners and double nylon rollers with integrated stop to be incorporated.

Worktop
Laminated worktop required to comprise 38mm Particle Board.
Samples to be provided for clients' choice.
Structural and surface performance to EN 16122 and surface finishes to EN 438 (decorative high-pressure laminates).
Worktop to be post formed / bull nose moulded front edge with Patent drip barrier to be in place to bottom front underside edge.
Joints to be machine tooled, biscuited and to be sealed with EN 204 grade D3 or D4 moisture resistant gap filling adhesive. Mitered or butt joints to be used. Worktops shall be continuous without visible jointing strips. Ends to be capped with 38mm chrome end piece.

Plinth
150 x 19mm, high pressure laminate facing bonded MDF both sides, plinths. Plinths to be fully removable using clips system, clipped onto cabinet legs to EN 312 Type P3.

Supports
Individual carcass units to be fitted with min. 4 plastic supports to raise the bottom of the unit 150mm from the floor to accept the kicker board. The contractor will be responsible for all services connections.

Hinges
Self-closing, quality with three-way adjustable cruciform plates. Hinges to be 170° concealed with metal spring hinge system so they may fold back against adjoining units.
Two hinges minimum on 715mm high doors, three hinges minimum on 900mm doors.

Handles
Handles to be brushed stainless steel. Samples/choices to be provided.

Sink
Overall W 860mm D 500mm Bowl depth 180mm Min. base unit 500mm cut out W 838mm D 480mm Sinks to comply with EN 13310 kitchen sinks- functional requirements and test methods. 0.7mm stainless steel satin finish with reversible 2 punched tap holes (one with tap hole stopper) 90mm waste outlet for a basket strainer waste suitable for a waste disposer Waste and overflow included.
Sink base units to be 450mm deep allowing for 120mm space back for services and have one intermediate shelf uPVC sleeve to be placed to bottom edge of whole unit.
Taps Single lever design, polished chrome, minimum 0.3 bar pressure required lever action single flow. Height 145mm, reach 205mm.

All Materials including tiles to contractor's submission

General Notes:

Ceiling finish to be Dulux Trade 'Sterishield' emulsion paint or similar.

Room where works are being carried out are to be made good after work and unit to be fully redecorated.
All adjacent areas affected by works (floors, ceilings, walls, reveals etc) to be made good and refinished to match existing.

The contractor shall provide for the protection of all existing furniture, fittings, joinery, equipment and finishes for the duration of the works. Floors shall be fully covered in 1000 gauge polythene taped above nosing of skirtings and 6mm plywood laid over to prevent tearing. Edges of all furniture, fittings, joinery, equipment and finishes, adjoining a surface to be painted, shall be adequately masked in pvc tape before painting commences. Loose furniture will not be removed for the works and the contractor shall allow for covering all existing loose furniture with clean dust and dirt free linen and remove same on completion of the works. The contractor shall be responsible for any damage caused to existing furniture, fittings, joinery, equipment and finishes as a result of his operations and will be required to make good any damaged caused at his own expense.

Ensure that the correct PPE is worn at all times.

Ceilings - Painting:

The underlying cause of any potential damp patches must be rectified before painting commences. Once the damp patch has dried it is to be coated with a damp seal to stop watermarks showing through.

All areas to be painted are to be washed down with sugar soap or a mild detergent.

All electrical fittings to be protected from water.

Any nicotine stained surfaces are to be treated with a stain block before painting commences.

If a chalky coating is present on the wall apply 2 coats of a stabilising solution for porous surfaces.

All imperfections e.g. cracks holes etc are to be filled and sanded. All filled areas are to be sealed with matt emulsion or a plaster sealer.

All new plaster to be sealed with an inital coat of matt emulsion or a preparatory plaster sealer.

Apply 3 coats of Dulux Trade 'Sterishield' emulsion paint or similar or paint to client's requirements to prepared surfaces to comply with BS 8000-12 1989.

Woodwork:

N.B. Care is to be taken when removing old paint which may contain lead.

All doors, architraves & boxed services to be painted are to be filled & sanded, treated with knotting solution where necessary and have 1 coat of primer, 1 undercoat and 2 coats of hygenic gloss finish with colour to client's choice.
Where the base of an architrave has been damaged excessively by traffic it should be repaired with an appropriate wood filler or in extreme cases the damaged area should be removed and replaced.

NOTE: In the case of new finishes the health and safety instructions of the manufacturer are to be followed.

Lockers

3 door steel locker, extra deep, 1780mm H x 305mm W x 460mm D, silver body and doors, finished in antimicrobial epoxy powder coating.
Air vent system to each door, welded internal door stiffener, five knuckle hinges, top shelf and double coat hook to each compartment, flat top.
Mechanical 4 digit combination lock to each door (10,000 combinations) with master key override for management access.
Fire performance to I.S. EN 13501-1.
Lockers fixed to wall and to adjoining lockers in banks with manufacturer's fixings, set level. Min. 7 year manufacturer's warranty.
Basis of design: Probe 3 door locker with ActiveCoat, ref. 701218/3/SL, combination lock option (E), or equal approved.

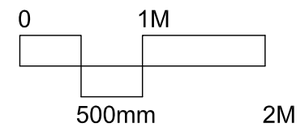

Health & Safety Note:

Please refer to Appendix F and Appendix L of the Preliminary Safety And Health Plan in relation to the classification of works and guidance on containment measures required in relation to both dust generation and the risk from Nosocomial Invasive Aspergillosis.

Please note that the majority of refurbishment works to be carried out as part of this project will be classified as Type B - Major Internal Containable Activity and as such will need to be isolated completely from the remainder of the functioning centre as outlined in Appendix L.

Refer to Drawing	
Builder's Compound & Access Plan.	1001
Demolitions, Ceiling Heights, Section.	1002
New Works Plan	1003
Nurses' Station	1004
Office Room 8	1005
WC Room 13	1006
WC Room 17	1007
Door & Ironmongery Schedules	1008
Resident's Dining Room 11 & Linen Room 14	1009
Staff Rooms 5 & 5A	1010
Kitchen	1011

NOTE: CONTRACTORS ARE TO ARRANGE TO INSPECT SITE AT TENDERING STAGE

General Notes:

1. Do not scale from this drawing. Use figured dimensions only.
2. This drawing is to be read in conjunction with all relevant specifications and drawings.
3. All dimensions to be checked on site prior to fabrication.
4. In the event of any discrepancies between drawings or any other Issued documentation the contractor is to inform the architect immediately.
5. Contractor not to order door, windows or material before sample of each element has been approved by architect.
6. Contractor to submit quality certification before manufacturer of elements.

ISSUED FOR TENDER

CLIENT: HSE
PROJECT: Refurbishment Works at Willow Unit at St Josephs Hospital, Ennis, Co Clare
TITLE: Staff Dining & Changing Rooms (Rooms 5 & 5a)

Code	Originator	Zone	level	Type	Role	Number	Status	Revision
2825	HLA	ZZ	00	DR	A	10010		*

SCALE: 1:50 A2R DATE: JULY 2026 DRW BY: DR APP BY: MK

HASSETT LEYDEN ASSOCIATES
ARCHITECTS & CIVIL ENGINEERS
ROSLEVAN SHOPPING CENTRE
TULLA ROAD, ENNIS, CO. CLARE
Tel: 065-6828422 (V95 YN93)